

W/C 18.05.2020: Learning Project - Famous & Significant People

Age Range: KS1- Year 2.

Remember to update photographs of you and your work to our Twitter page @Beechclasseye2. Our Twitter page will continue to have regular updates of information, ideas and resources for you to look at along with the odd Figs and Buddy update! #staysafe

Weekly Reading Tasks

Monday- Benjamin Zephaniah is a famous poet from Birmingham. You can listen to his poem '[Royal Tea](#)' here. Write down any words that were unfamiliar/ you didn't know what they meant and discuss their meaning with a grown up. Can you pop them in a sentence now you understand what they mean? What did you like about the poem? What did you dislike about the poem?

Weekly Phonics Tasks

Monday- Choose a selection of graphemes (single letters/digraphs/trigraphs/ split digraphs) and write in chalk on the ground outside. Adults must say a word for you to spell by jumping from letter to letter. This could also be done on paper inside the house. This can be used to practise spelling words that cannot be sounded out by just using single letters. You could try some of these:

lived	new	right	take	under	more	place	sleep	thought	which
long	next	river	tea	us	morning	plants	small	three	white
looking	night	room	tell	use	most	play	snow	through	who
looks	once	round	than	want	mother	please	something	told	why
lots	only	run	that's	wanted	mouse	pulled	soon	took	wind
magic	or	sat	there's	water	much	queen	still	top	window
man	other	say	these	way	must	rabbit	stop	town	wish
many	our	school	thing	well	narrator	ran	stopped	tree	work
may	over	sea	things	we're	need	really	suddenly	trees	would
miss	park	shouted	think	where	never	red	sun	two	yes

Tuesday- Find out about one significant person [here](#). Can you read any tricky words? Why is this person important? Can you remember some specific dates or facts? Perhaps make a poster about the famous person. Make some fact cards, write a list of facts or record yourself on your own news show!

Tuesday- Unscramble these word, write the word correctly and put the word in a sentence.


eyk
eydnko
eymno
eymnich
eykurt
eykmon

Wednesday- Re-read your favourite story out loud. Remember to use expression for speech and when trying to create certain effects or moods in the story. Create a new book cover for your favourite story book or have a go at writing an alternative ending!

Wednesday- Florence Nightingale is remembered for helping the sick during the Crimean War. We focused on Florence Nightingale back in Year 1. How many adjectives can you list to describe her/ doctors/ nurses? Can you apply these into sentences? Can you write some words using different suffixes such as ing/ ly/ est/ ness/s/ ed? These could be adjectives/ adverbs/ verbs etc
For example caring / cleaning/ cleaned/ gently/ kindness

Thursday- Who was Queen Elizabeth I? (You should ALL know this one as we loved this topic in class!) Watch [this short video](#) and then record what you have learned

Thursday- 'Kind', 'past', 'improve', 'many' and 'people' are some of the words that children in KS1 need to be able to spell. Practise spelling them using some of our

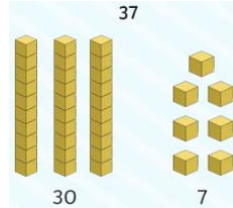
<p>about this royal. You could also use books or websites to help. Try to remember what we did in school. Draw a picture of this famous monarch and label it. Create your own fact file, leaflet or poster. Go on purple mash web cam and have some fun becoming Queen Elizabeth I.</p>	<p>techniques such as 'Rainbow Writing'/ 'Chunking' and 'Pyramid writing.' Then use these to write sentences about Florence Nightingale or modern day doctors and nurses.</p>
<p>Friday- Set up an interview. Use 'hot seating' like we use for 'Hilton News'; take turns to be the famous person and the interviewer. Write down your questions and answers. Search for a famous person (choose from here). Ask them to write down and read back to you some of the things you have said.</p>	<p>Friday- There are lots of live phonics sessions on YouTube from the DfE covering Letters and Sounds which we follow in school. This is a good way to recap sounds from Phase 3, 4 and 5. There are also fun interactive games which can be found online here: https://www.phonicsbloom.com/ http://www.letters-and-sounds.com/ https://www.topmarks.co.uk/english-games/5-7-years/letters-and-sounds Today, have a go at an interactive game.</p>
<p>Additional ideas- -Read, share or tell stories in some way every day. Take books outside, make a reading den, read by torchlight, read a newspaper story or magazine. Spot capital letters in books that are your initials. Share a book and enjoy them together. -Read or listen to a selection of books with castles, kings, queens, dragons or knights. Which ones are your favourite?</p>	<p>Additional Ideas- -Watch the class Twitter page for some clips of Miss Hilton or recommended activities and resources. - Visit this interactive game and play Sentence Substitution. - practice sounds and blend words. Interactive games found below. Phonics play PurpleMash</p>
<p>Weekly Writing Tasks</p>	<p>Weekly Maths Tasks- Adding</p>
<p>Monday- Listen to the poem to 'Royal Tea' by Benjamin Zepheniah. Discuss it with your grown up, were there any words phrases that stood out? How did it make you feel? Discuss the parts you liked and disliked. Create a list of questions you would ask Benjamin Zepheniah. Remember when writing question sentences you will need ? to punctuate. Some question words that might help: How/ What/ Why/ When/ Do/ Did/</p>	<p>Monday- Write all of the number facts (number bonds/hearts in love) up to 20 e.g. $3 + 17 = 20$, $17 + 3 = 20$. Also write the inverse e.g. $20 - 3 = 17$. Write all the number facts to 100 using only the multiples of 10 e.g. $10 + 90 = 100$. Represent some of your number facts in picture form too using 'ten sticks and one dots' or drawing numicon shapes.</p>
<p>Tuesday- You are going to write your own Royal adventure story. Today will be all about planning. You might want to start with a mindmap to jot down all your ideas before deciding on your set plan. Draw your main character (king, queen, servant, prince, princess, dragon, knight) and make notes around them using words or simple phrases, do the same with your setting. Plan the beginning middle and end of your story. Here are some pointers:</p> <p>Beginning- introduce character and setting through description Middle- an event/ catastrophe occurs (there might be a villain) End- Consequences/ conclusion (happy or sad ending)</p> <p>You may want to plan your story through story mapping using pictures and actions to help you retell the story. We have used this many times at school; it helps to order events and makes it easy to tell the story orally.</p>	<p>Tuesday- Practise counting in 2s, 5s, 3s and 10s. Create your own board game where the landing spaces have multiplication number sentences to answer. Or write the multiple down (the answer) on the landing space. You will need to say the answer before you are allowed to take your next turn. Let's see if you can beat your grown ups!</p> 

Wednesday- Write your own Royal adventure story using your plan. Try to incorporate elements we use in school such as sentence stretching, phrase repetition and power of 3. Use inverted commas when using dialogue. You could spend time creating your own book with pictures on each page. There are many stories that might inspire you such as:

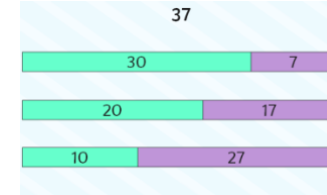
Zog / The Kiss That Missed/ The Littlest Dragon/ The Bravest Knight/ Dragons Love Tacos/ The Queen's Hat/ The Queen's Knickers/ Not Your Typical Dragon

Wednesday- Choose a number between 10 and 50. How many different ways can this number be partitioned?

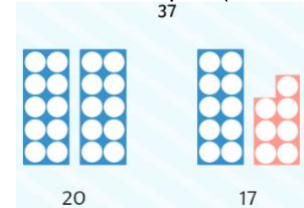
Tens and units blocks



Bar method



Number shapes (numicon)



Thursday- Once you have finished writing your fantastic Royal adventure story create a front cover and blurb for it. You might also like to create a comic strip version for your story. Can you write a review or a list of reasons why you think Miss Hilton will like it/ should read it? Perhaps you could record yourself reading it or upload pictures of your writing/ front cover/ comic strip to twitter.

Thursday- Have a go at some division number sentences. Use real objects or pictures to help you 'share' the quantities out into equal groups. Try dividing by 2 / 3 / 4 / 5 groups. Here are some to get you started, then have a go at your own. Remember to

write in a number sentence using the correct symbol. Double check your answers to make sure every group is equal after sharing/dividing. The next step from this is using a 100 square of number line showing equal jumps/groups.

Friday- Visit the Literacy Shed for this wonderful resource on [The Clocktower](#). Or write a setting description of Buckingham Palace using [this image](#).



Friday- In Benjamin Zephaniah's poem '[Royal Tea](#)' he tells the reader that he paid £8.50 to visit Buckingham Palace. Look at real money and draw pictures of coins and notes. What coins could he have used to pay for his ticket? How many different ways can you represent this amount including using a note? If he paid with a £10 how much change would he receive?

Learning Project - to be done throughout the week

The project this week aims to provide opportunities for your child to learn more about famous or significant people. Learning may focus on past or present inventors, explorers or scientists and how they influence society today.

- **How Important is Mary Seacole?**- Mary Seacole was a Jamaican-born nurse who is remembered for helping soldiers during the Crimean War just like Florence Nightingale. Using [this video](#) create a simple timeline of Mary Seacole's life. If this is too challenging, why not design an award for Mary Seacole or create a drawing or painting of her.
- **Keep them Clean!**- Mary Seacole visited Florence Nightingale, another important nurse, during the Crimean War. Florence Nightingale was known for highlighting the importance of hygiene when caring for the sick, including cleaning the hospital and washing hands. Create a poster all about washing your hands. Try to include catchy slogans/ titles, bright pictures and maybe some facts you have found online. Design your own hand soap; draw a picture of what it would look like, add adjectives to describe it and maybe even add a price too!
- **Intriguing Inventions**- Become an inventor! Perhaps a new gadget for the home to keep the family entertained, or something that would help a doctor or a nurse. Draw and label their design and write about what it is for. Have a go at making it using things from the recycling box, this could be a fun family project to do together/
- **The Queen: Then and Now**- What was life like for Queen Elizabeth I? [This video](#) may help although you can probably remember lots about her from school (Beech love History topics!) How is life different for the current queen, Queen Elizabeth II? Create a list of the similarities and differences. You might focus on appearance, family and interests. You could even show this using illustrations too on paper or on Purple Mash.
- **A Seriously Significant Somebody**- Who is important to you? What makes them so important? Draw or paint a portrait, make a 3D model or collage of your significant somebody.

STEM Learning Opportunities #sciencefromhome

Beulah Henry 1912 – 1970

- Beulah was a famous American inventor who invented over 100 new products. She made several umbrella inventions from clip on covers to special umbrella bags.
- If you were going to design an umbrella what would it look like and what materials would you use?
- Try making a model umbrella using junk box materials you might find at home.

Additional learning resources parents may wish to engage with

- [White Rose Maths](#) online maths lessons. Watch a lesson video and complete the worksheet (can be downloaded and completed digitally).
- [Numbots](#). Your child can access this programme with their school login.
- IXL- Click here for [Year 1](#) or here for [Year 2](#) . There are interactive games to play and guides for parents.
- [Mastery Mathematics Learning Packs](#) Learning packs with different activities and lessons. Includes notes on how to do these activities with your children.
- [Y1 Talk for Writing Home-school Booklets](#) and [Y2](#) are an excellent resource to support your child's speaking and listening, reading and writing skills.

The Learning Projects are based on the **National Curriculum expectations** for the key stage which your child is in. It may be that your child finds the tasks set within the Learning Project for their year group too simple. If this is the case, then we suggest that your child accesses the Learning Projects which are set for the key stage above. Equally, if the projects are too challenging, then we advise that your child accesses the projects for the key stage below.

If your child requires more of a challenge, or you believe that there are some gaps in their learning then [Century Tech](#) is a fantastic resource that is currently free for home learning. The app is designed to address gaps and misconceptions, provide challenge and enables children to retain new knowledge. It uses artificial intelligence to tailor the learning to your child's needs. Sign up [here](#).